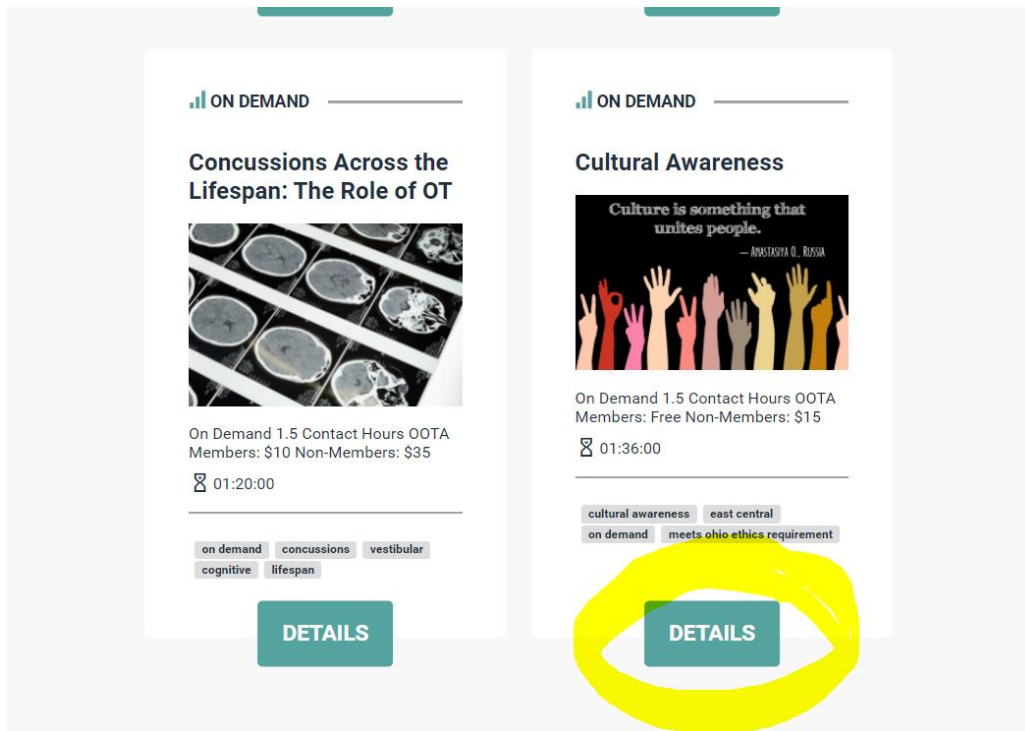


Accessing On Demand Webinars After Purchase

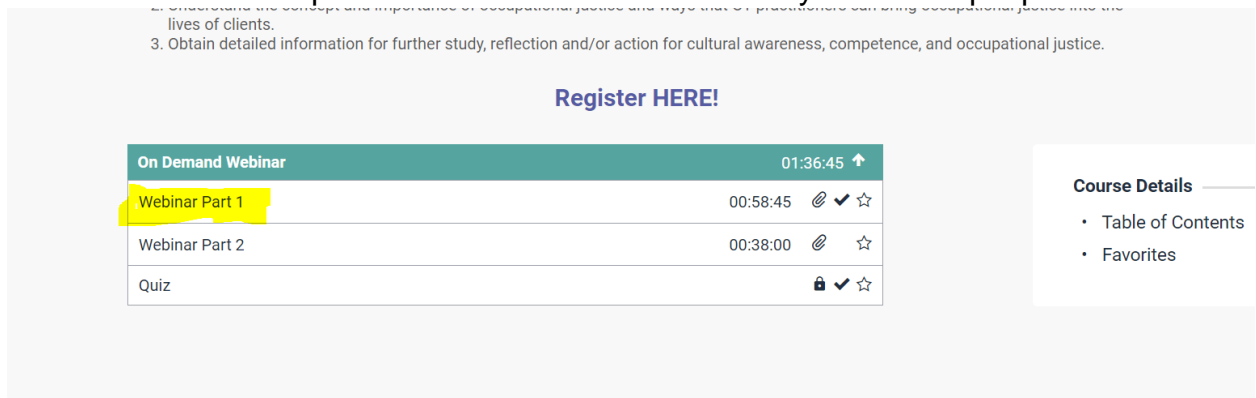
We appreciate your patience as we all continue to learn to navigate our new Learning platform. 😊

Please follow the steps below to access your webinar **after purchase**. The steps must be done in this order.

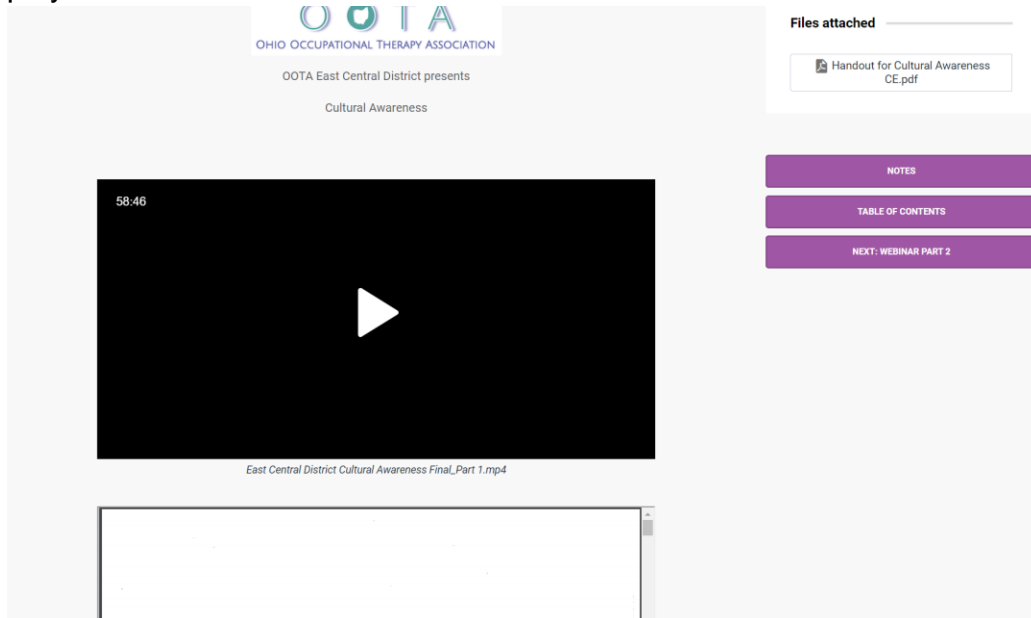
1. Go to the Learning Platform and log in. <https://oota.mclms.net/en/?login=force>
2. Click on the purchased course to open it from the main page.



3. Click on Webinar to open the course. Some courses may have multiple parts.

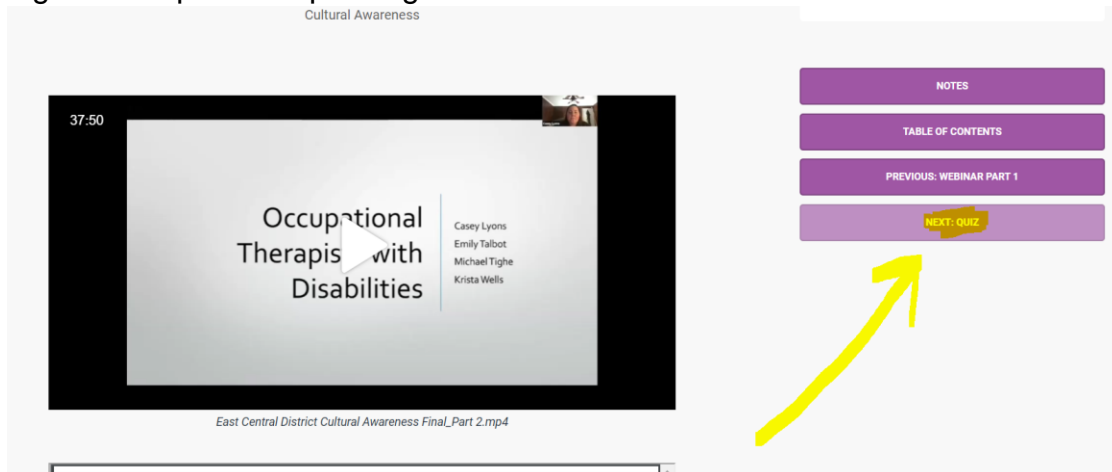


- Once the webinar opens, you will see the video waiting and only need to push play to start the video.

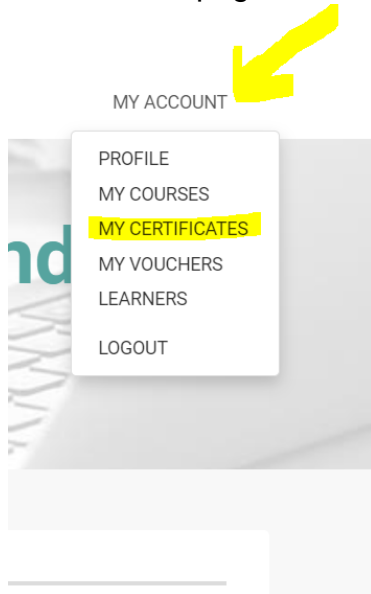


You must watch the entire video prior to taking the quiz.

- After completing the video, click on the button to the right that says NEXT: QUIZ to take the quiz. You have unlimited chances to pass the quiz; a score of 80% or higher is required for passing.



6. After following these steps, your certificate will be emailed to you. You will also be able to access a copy of all prior certificates in the My Certificates section of the dropdown under MY ACCOUNT in the top right hand corner of the page.



7. Click on My Certificates and access your certificate to download or print for your records. OOTA Members will also have their CE tracked in CE Tracker on the website.

Certificates

#	Name	Certificate file	Date awarded
1	March 30, 2021 ~ Cultural Awareness	Download	03/30/2021
2	May 5, 2021 ~ Legislation, Advocacy, and Occupational Therapy	Download	05/06/2021

Please contact ootacert@gmail.com with any questions.

Thank you!